

Eucharist Lesson Chapter 2

For this lesson you will be using your magazine “God’s Gift Eucharist TOGETHER” and your child’s workbook.

***FYI:** Parent needs to read the Getting Started section before beginning the lesson as well as read the entire lesson you will be doing so you will be prepared.

LESSON

Background Knowledge: Pages 16-18 of Magazine

Follow Steps 1 – 4 on pages 19-20

Complete the Sacred Object activity, worksheet B and definitions.

Vocabulary

Define the following words on a separate piece of paper.

- 1. Altar**
- 2. Lector**

Eucharist Lesson Chapter 3

LESSON

Background Knowledge: Pages 22-24 of Magazine

Follow Steps 1-4 on pages 25-26

Complete the Light and Listen activity (pg. 27), worksheet C and A-Z Prayer of Praise

A –Z Prayer of Praise Activity

Materials: 1 sheet of cardstock, 3 pictures/drawings on how we praise God through our actions

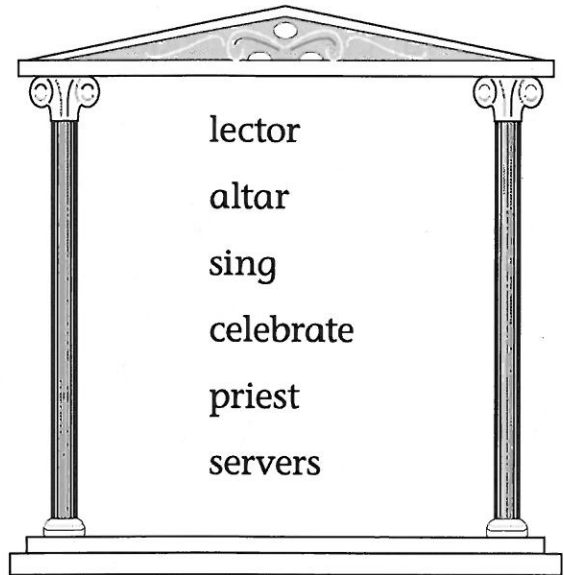
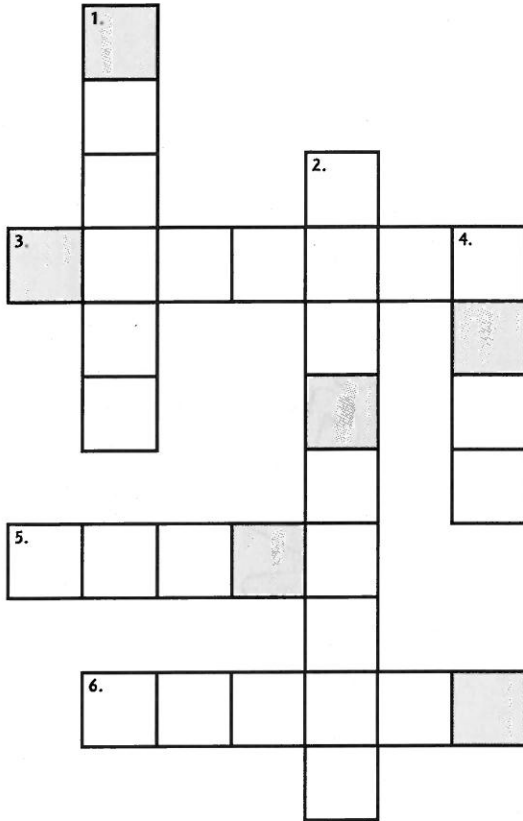
Instructions:

1. Have your child title the paper “ Praising God”
2. Draw at least 3/ or find 3 pictures in a magazine showing people praising God through actions. If needed glue pictures to paper.
3. List alphabet, A-Z, leaving room next to letter to write a word. The child will list objects we praise God for in our life.

EX: A - apples

How We Celebrate

Complete the crossword puzzle. Then unscramble the letters in the shaded boxes. Write them on the lines below. What word do you see?



Across

- 3. assist the priest
- 5. the table on which the priest celebrates Mass
- 6. proclaims the first two readings of God's Word at Mass

Down

- 1. presides at Mass
- 2. what we do at Mass
- 4. one way we pray at Mass




Name _____

Date _____

God's Mercy

Find these words and circle them. Then tell one thing about each word.



T	A	Y	F	M	R
F	M	O	S	E	S
O	Z	V	I	R	P
Y	L	G	N	C	J
J	H	O	L	Y	G
B	K	D	V	Q	S
E	F	H	A	E	V